

DYNAMIC MOTION system
DMP360
Assembly Guide





DMP360 - Assembly Guide

Document Version 2.0 / September 2019

This document was originally published in English.

LOGICDATA Electronic & Software Entwicklungs GmbH

Wirtschaftspark 18

8530 Deutschlandsberg

Austria

Phone: +43 (0) 3462 51 98 0

Fax: +43 (0) 3462 51 98 1030

Internet: <http://www.logicdata.net>

Email: office.at@logicdata.net



CONTENTS

1	General information	4
1.1	Other applicable documents	4
1.2	Copyright	4
1.3	Royalty-free use of images and text	4
1.4	Trademarks	4
2	Safety	6
2.1	Target audience	5
2.2	General safety regulations and obligations	5
2.3	Intended use	5
2.4	Reasonably foreseeable misuse	5
2.5	Explanation of symbols and signal words	6
2.6	Liability	6
2.7	Residual risks	7
2.8	Skilled Persons	7
2.9	Notes for Resellers	8
3	Scope of delivery	8
4	Unpackaging	8
5	Product	9
5.1	Key Product Features	9
5.2	Dimensions	10
5.3	Notes for Positioning	11
6	Assembly	12
6.1	Safety During Assembly	12
6.2.1	Required Components	13
6.2.2	Process	13
6.2.3	Completing Assembly	13
7	Additional Information	14
7.1	Disassembly	14
7.2	Maintenance	14
7.2.1	Cleaning	14
7.3	Troubleshooting	14
7.4	Disposal	14



1 GENERAL INFORMATION

Documentation for the DMP360 consists of this Operating Manual and several other documents (Other applicable documents, page 4). Assembly personnel must read all documentation before starting assembly. Keep all documentation for as long as the product is in your possession. Ensure that all documentation is provided to subsequent owners. Go to www.logicdata.net for more information and support. This Manual may change without notice. The most recent version is available on our website.

1.1 OTHER APPLICABLE DOCUMENTS

This Operating Manual is part of the documentation required to safely assemble and operate the DYNAMIC MOTION SYSTEM (DM System). Other applicable documents include:

- DYNAMIC MOTION System Manual
- Datasheet and Operating Manual for the installed DYNAMIC MOTION Actuator
- Datasheet and Operating Manual for the installed DMUI Handset
- Datasheet and Operating Manual for any accessory products

1.2 COPYRIGHT

© September 2019 by LOGICDATA Electronic und Software Entwicklungs GmbH. All rights reserved, except for those listed in Chapter 1.3 Royalty-free use of images and text on page 4.

1.3 ROYALTY-FREE USE OF IMAGES AND TEXT

After purchase and full payment of the product, all text and images in Chapter 2 "Safety", may be used free of charge by the customer for 10 years after delivery. They should be used to prepare end user documentation for Height-Adjustable Table Systems. The license does not include logos, designs, and page layout elements belonging to LOGICDATA. The Reseller may make any necessary changes to the text and images to adapt them for the purpose of end user documentation. Texts and images may not be sold in their current state and may not be published or sublicensed digitally. The transfer of this license to third parties without permission from LOGICDATA is excluded. Full ownership and copyright of the text and graphics remain with LOGICDATA. Texts and graphics are offered in their current state without warranty or promise of any kind. Contact LOGICDATA to obtain text or images in an editable format (documentation@logicdata.net).

1.4 TRADEMARKS

Documentation may include the representation of registered trademarks of goods or services, as well as information about copyright or other proprietary expertise of LOGICDATA or third parties. In all cases, all rights remain exclusively with the respective copyright holder. LOGICDATA® is a registered trademark of LOGICDATA Electronic & Software GmbH in the USA, the European Union, and other countries.



2 SAFETY

2.1 TARGET AUDIENCE

This Operating Manual is intended for Skilled Persons only. Refer to [Chapter 2.8 Skilled Persons on page 7](#) to ensure that personnel meet all requirements.

2.2 GENERAL SAFETY REGULATIONS

In general, the following safety regulations and obligations apply when handling the product:

- Do not operate the product unless it is in a clean and perfect condition
- Do not remove, change, bridge, or bypass any protection, safety, or monitoring equipment
- Do not convert or modify any components without written approval from LOGICDATA
- In the event of malfunction or damage, faulty components must be replaced immediately
- Unauthorized repairs are prohibited
- Do not attempt to replace hardware unless the product is in a de-energized state
- Only Skilled Persons are allowed to work with the DMP360
- Ensure that national worker protection conditions and national safety and accident prevention regulations are observed during operation of the system

2.3 INTENDED USE

The DMP360 is a Power Hub for electrically Height-Adjustable Tables. It is installed by Resellers into Height-Adjustable Table systems. It adapts mains power for Height-Adjustable Table system components. It is intended for indoor use only. It may only be installed in compatible Height-Adjustable Tables and with LOGICDATA-approved accessories. Contact LOGICDATA for further details. Use beyond or outside the intended use will void the product's warranty.






2.4 REASONABLY FORESEEABLE MISUSE

Usage outside of the intended use may lead to minor injury, serious injury, or even death. Reasonably foreseeable misuse of Power Hubs includes, but does not extend to:

- Connecting unauthorized parts to the product. If you are unsure as to whether a part can be used with the DMP360, contact LOGICDATA for further information

2.5 EXPLANATION OF SYMBOLS AND SIGNAL WORDS

Safety Notices contain both symbols and signal words. The signal word indicates the severity of the hazard.

 DANGER	Indicates a hazardous situation which, if not avoided, will result in death or serious injury.
 WARNING	Indicates a hazardous situation which, if not avoided, could result in death or serious injury.
 CAUTION	Indicates a hazardous situation which, if not avoided, could result in minor or moderate injury.
 NOTICE	Indicates a situation which, if not avoided, could result in damage to the product through electrostatic discharge (ESD).
NOTICE	Indicates a situation that will not lead to personal injury, but could lead to damage to the device or the environment.
 INFO	Indicates the protection class of the device: Protection Class III. Protection Class III devices may only be connected to SELV or PELV power sources.
INFO	Indicates important tips for handling the product.

2.6 LIABILITY

LOGICDATA products comply with all currently applicable health and safety regulations. However, risk can result from incorrect operation or misuse. LOGICDATA is not liable for damage or injury caused by:

- Improper product use
- Disregard of the documentation
- Unauthorized product alterations
- Improper work on and with the product
- Operation of damaged products
- Wear parts
- Improperly performed repairs
- Unauthorized changes to the operating parameters
- Disasters, external influence, and force majeure

The information in this Assembly Guide describes the characteristics of the product without assurances. Resellers assume responsibility for the LOGICDATA products installed in their applications. They must ensure their product complies with all relevant directives, standards, and laws. LOGICDATA shall not be held liable for any damage that is directly or indirectly caused by the delivery or use of this document. Resellers must observe the relevant safety standards and guidelines for each product in the Table System.



2.7 RESIDUAL RISKS

Residual risks are the risks that remain after all relevant safety standards have been complied with. These have been evaluated in the form of a risk assessment. Residual risks associated with assembly and installation of the DMP360 are listed here and throughout this Operating Manual. The risks associated with the system as a whole are listed in the System Manual. See also [Chapter 1.1 Other Applicable Documents on page 4](#). The symbols and signal words used in this Operating Manual are listed in [Chapter 2.5 Explanation of Symbols and Signal Words on page 6](#).



WARNING Risk of death or serious injury through electric shocks

The DMP360 is an electrical device. Although you will not have to connect to the mains during assembly, basic safety precautions must be taken at all times. Failure to observe electrical safety precautions may lead to death or serious injury through electric shocks.

- Never open the DMP360
- Ensure that the product is not connected to the Power Unit during assembly
- Do not convert or modify the Power Hub in any way
- Do not immerse the Power Hub or its components in liquid. Clean only with a dry, soft cloth
- Do not place the Cable of the Power Hub on heated surfaces
- Check the housing and cables of the Power Hub for visible damage. Do not install or operate damaged products



CAUTION Risk of minor or moderate injury through tripping

During the assembly process, you may have to step over Cables. Tripping over Cables may lead to minor or moderate injury.

- Ensure that the assembly area is kept clear of unnecessary obstructions
- Be careful not to trip over Cables



2.8 SKILLED PERSONS



CAUTION Risk of injury through incorrect assembly

Only Skilled Persons have the expertise to complete the assembly process safely. Assembly by Unskilled Persons may lead to minor or moderate injury.

- Ensure that only Skilled Persons are allowed to complete assembly
- Ensure that persons with limited ability to react to danger do not take part in the assembly process

The DMP360 may only be installed by Skilled Persons. A Skilled Person is defined as someone who:

- Is authorized for installation planning, installation, commissioning, or servicing of the product
- Has read and understood all documentation relevant to the DYNAMIC MOTION system
- Has the technical education, training, and/or experience to perceive risks and avoid hazards
- Has knowledge of the specialist standards applicable to the product
- Has the expertise to test, assess, and manage electrical and mechatronic products and systems in accordance with the generally accepted standards and guidelines of electrical engineering and furniture manufacturing



2.9 NOTES FOR RESELLERS

Resellers are companies that purchase LOGICDATA products for installation in their own products.

INFO For reasons of EU conformity and product safety, Resellers should provide end users with an Operating Manual in their native EU official language.

INFO Operating Manuals must include all the safety instructions that end users require to handle the product safely. They must also include an instruction to always keep the Operating Manual in the immediate vicinity of the product.

INFO No unauthorized persons (young children, persons under the influence of medications, etc.) should be allowed to handle the product.


INFO Resellers must perform a risk assessment on their product that covers residual hazards. It must include measures to mitigate risk, or reference the product's Operating Manual.

3 SCOPE OF DELIVERY

The standard scope of delivery for the DMP360 consists only of the Power Hub. All other components necessary for installing the Power Hub (e.g. Mounting Screws) must be supplied separately by the Reseller.

4 UNPACKAGING



 **NOTICE** Ensure proper ESD handling during unpackaging. Damage that can be attributed to electrostatic discharge will void warranty claims.

To unpackage the product:

1. Remove all components from the packaging
2. Check the contents of the package for completeness and damage
3. Provide the Operating Manual to the operating personnel
4. Dispose of the packaging material

NOTICE Dispose of the packaging material in an environmentally friendly manner. Remember to separate plastic parts from the cardboard packaging.



5 PRODUCT

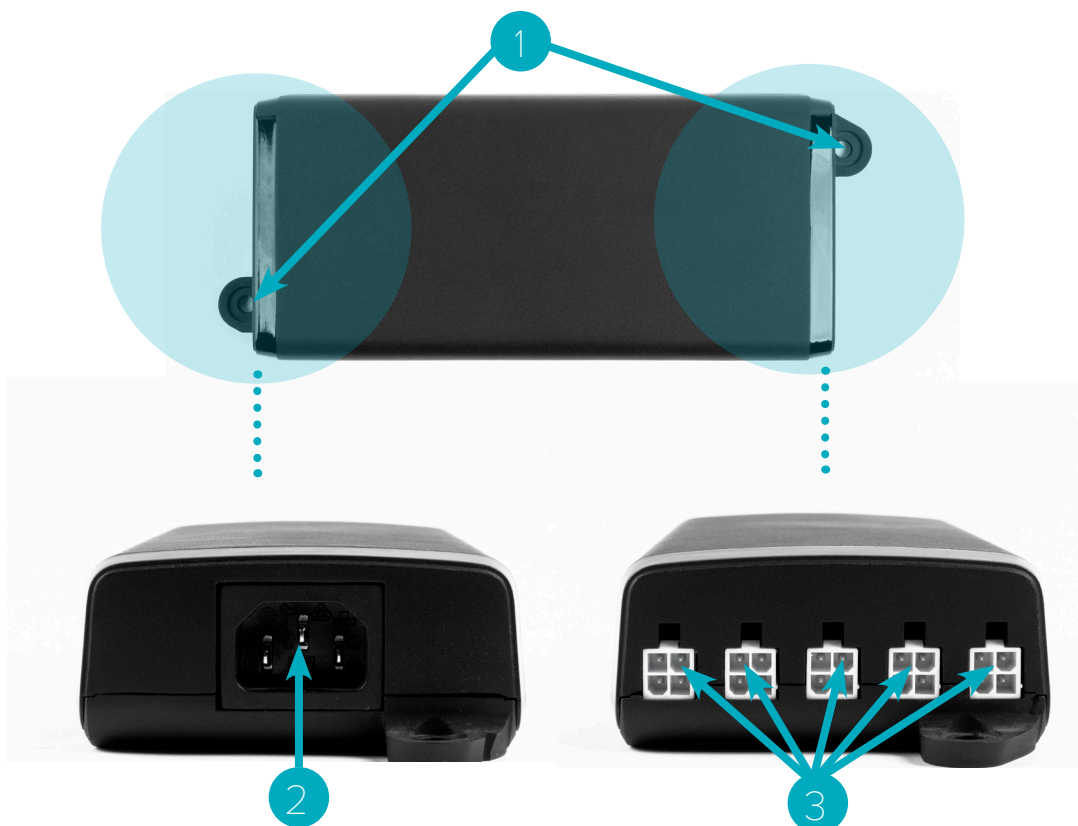
The DMP360 consists of 2 products:

- **DMP360-US**
- **DMP360-EU**

The two variants are intended for US and EU domestic mains supplies respectively. The exact variant is denoted by the product's order code. Consult the accompanying Datasheet to check ensure that you have received the correct variant.

5.1 KEY PRODUCT FEATURES

1	Mounting Points
2	AC Input
3	Output Ports (4-Pin Mini-Fit, Female)





5.2 DIMENSIONS

Length	208.7 mm 8.22 "
Width	79.4 mm 3.12 "
Height (to underside of Table Top)	36.9 mm 1.45 "

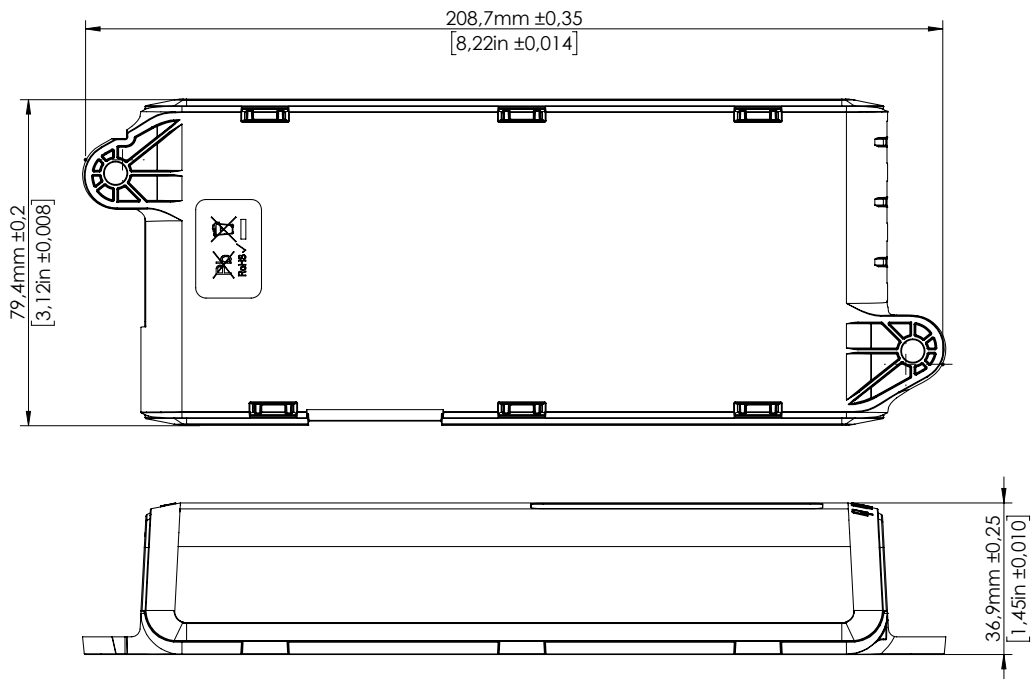


Fig. 1: Dimensions DMP360

5.3 NOTES FOR POSITIONING

The mounting points for the DMP360 have a diameter of 5.62 mm. The drilled holes must be 194.1 mm (lengthways) and 43.28 mm (widthways) apart. The entire housing of the DMP360 must be underneath the table. To protect the device against spillages, leave a distance of 50 mm from each edge. To prevent overheating, ensure that the DMP360 is not covered.

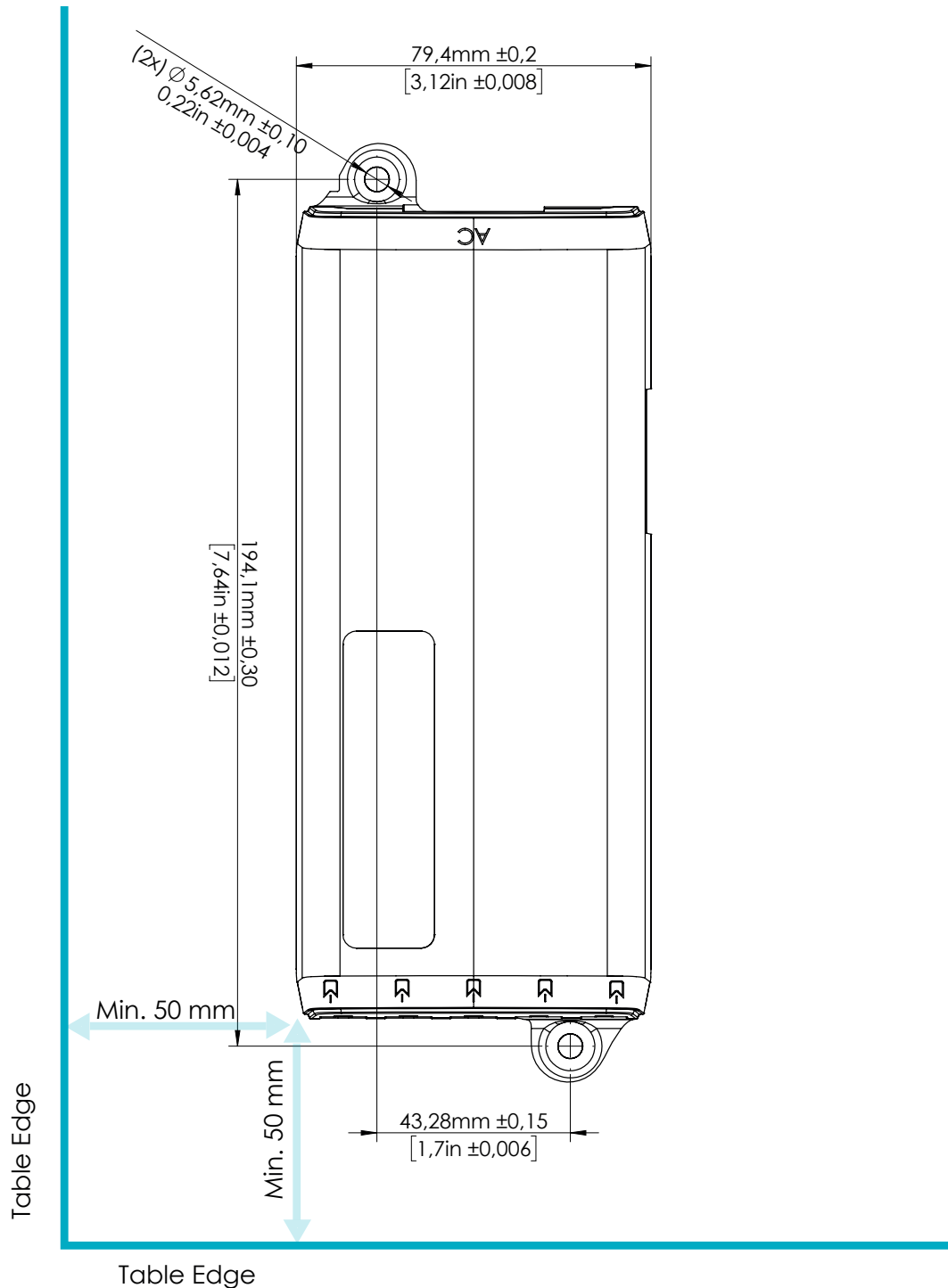


Fig. 2: Positioning the DMP360 (not to scale)






6 ASSEMBLY

This chapter describes the process of installing the DMP360 into Height-Adjustable Table Systems.

6.1 SAFETY DURING ASSEMBLY

Risks associated with assembly of the DMP360 are listed here and throughout this Operating Manual. The risks associated with the system as a whole are listed in the System Manual.



 CAUTION	<p>Risk of minor or moderate injury through improper handling Improper handling of the product during assembly may lead to minor or moderate injury through cutting, pinching, and crushing.</p> <ul style="list-style-type: none"> • Avoid contact with sharp edges • Ensure assembly complies with the generally accepted standards and guidelines of electrical engineering and furniture manufacturing • Read all instructions and safety advice carefully
 CAUTION	<p>Risk of minor or moderate injury through tripping During assembly and operation, poorly routed Cables may become a trip hazard. Tripping over Cables may lead to minor or moderate injury.</p> <ul style="list-style-type: none"> • Ensure that Cables are routed properly to avoid trip hazards • Be careful not to trip over Cables when installing the DMP360
 NOTICE	<p>Ensure proper ESD handling during assembly. Damage that can be attributed to electrostatic discharge will void warranty claims.</p>
NOTICE	<p>To avoid damage to the product, measure the dimensions of the DMP360 before assembly.</p>
NOTICE	<p>Before assembly, all parts must be acclimatised to the ambient conditions.</p>
NOTICE	<p>Do not lift the DMP360 by any Cable. This will cause irreparable damage to the product.</p>
INFO	<p>Perform a product risk assessment so that you can respond to potential residual hazards. Assembly instructions must be included in your end user Operating Manual.</p>



6.2 REQUIRED COMPONENTS

The following components are required to assemble the DMP360.

1	DMP360
2	2 Mounting Screws (supplied by Reseller)
Tool	Screwdriver

Screw specifications

INFO

The mounting points for the DMP360 have a diameter of 5.62 mm. The Mounting Screws should hold the DMP360 safely and securely in place. Exact specifications can be provided by LOGICDATA on request.



6.3 PROCESS



WARNING Moderate risk of serious injury through electric shocks

While using the DMP360, liquid intrusion may lead to serious injury through electric shocks.

- Ensure the entire housing of the DMP360 is mounted underneath the Table Top
- Ensure components are placed away from areas where spillages may occur
- Take care not to spill liquids onto or around the Power Hub

NOTICE

LOGICDATA recommends using the drilling template on page 11 to mark the positions of the Mounting Screws. If you choose not to do so, pay close attention to the dimensions of the DMP360.

1. Position the DMP360 under the table top and mark the position of the drilling holes.
2. Drill the holes into the table top.
3. Use the screwdriver and 2 Mounting Screws to attach the DMP360 to the Table Top at the drilled holes.

NOTICE

The required tightening torque depends on the material of the Table Top. Do not exceed 2 Nm.

6.4 COMPLETING ASSEMBLY

After the DMP360 is attached to the Table Top, you must connect the other components in the DYNAMIC MOTION System. Refer to the DYNAMIC MOTION System Manual for instructions.



7 ADDITIONAL INFORMATION

7.1 DISASSEMBLY

To disassemble the DMP360, ensure that it has been disconnected from the mains. Then, follow the assembly instructions in reverse order.

7.2 MAINTENANCE

The DMP360 is maintenance-free for its entire service lifetime.



- ⚠ WARNING Risk of death or serious injury through electric shocks and other hazards**
Using the DMP360 alongside unauthorized spare or accessory parts may lead to death or serious injury through electric shocks and other hazards.
- Only use accessory parts produced or approved by LOGICDATA
 - Only use replacement parts produced or approved by LOGICDATA
 - Only allow Skilled Persons to perform repairs or install accessory parts
 - Contact customer services immediately if the system malfunctions
- The use of unauthorized spare or accessory parts may cause system damage. Warranty claims are void in this scenario.

7.2.1 CLEANING

If cleaning is necessary, wipe the surface of the DMP360 with a soft, dry cloth.



- ⚠ WARNING Moderate risk of serious injury through electric shocks**
While cleaning or maintaining the DMP360, liquid intrusion may lead to serious injury through electric shocks.
- Do not allow any components to become wet during cleaning
 - Only use a soft, dry cloth to clean the DMP360
 - Ensure components are placed away from areas where spillages are likely to occur
 - Take care not to spill liquids onto or around the DMP360

7.3 TROUBLESHOOTING

A list of common problems and their solutions can be found in the DYNAMIC MOTION System Manual.

7.4 DISPOSAL



- All products in the DM System are subject to the WEEE Directive 2012/19/EU.
- Dispose of all components separately from household waste. Use designated collection points or disposal companies authorized for this purpose



MOTION FOR YOUR LIFE

LOGICDATA
Electronic & Software Entwicklungs GmbH
Wirtschaftspark 18
8530 Deutschlandsberg
Austria

Phone: +43 (0)3462 5198 0
Fax: +43 (0)3462 5198 1030
Email: office.at@logicdata.net
Internet: <http://www.logicdata.net>

LOGICDATA North America, Inc.
5300 Broadmoor Ave SE, Suite D
Grand Rapids, MI 49512
USA

Phone: +1 (616) 328 8841
Email: office.na@logicdata.net



www.logicdata.net